



## ArtisTree at The Model Village Godshill... Seeing things from a different perspective!

### STUDENT INTRODUCTION

- ▶ Combining photography, sketching and creativity, this task will require you to demonstrate a range of your artistic skills.



### STEP 1 - ON-SITE




1. During your visit to The Model Village, you will need to take photographs of the scene and landscapes which are presented to you.
2. You will also need to use your sketch book in order to sketch anything which inspires you as you walk around the venue.
3. You may, for example, want to sketch parts of leaves, whole trees, complete scenes or flowers (or specific parts of them).

## Teaching resources by Education Destination Ltd.

Curriculum relevant materials supporting school trips to the Isle of Wight

Book today with Education Destination and get full access to this and hundreds more quality resources

[www.edudest.uk](http://www.edudest.uk)





## STEP TWO - BACK AT SCHOOL

- » When you get back to school, you will research abstract art and find a number of examples of how trees, plants and flowers have been presented in the abstract form.
- » One example, 'Red Tree' painted by Piet Mondrian between 1908-10, is shown below:



## Teaching resources by Education Destination Ltd.

Curriculum relevant materials supporting school trips to the Isle of Wight

Book today with Education Destination and get full access to this and hundreds more quality resources

[www.edudest.uk](http://www.edudest.uk)



- » Once you have built a mini portfolio of these, your task will be to represent one of the images in your photographs, or sketch book, in the abstract form.
- » You may want to focus in on a specific part of a photograph, rather than representing the whole scene. The choice is yours.
- » Once this task has been completed, you will evaluate your work, and the work of others, providing feedback and constructive criticism.

