

Transport Triumph!

Learn about Red Funnel's growth and success over time...

Student Introduction

- ▶ This resource asks you to consider reasons for, and effects of, the development of transport in the 19th Century, including Red Funnel ferries.
- ▶ Look at the sources and answer the questions / complete the activities.



Teaching resources by Education Destination Ltd.

Curriculum relevant materials supporting school trips to the Isle of Wight

Book today with Education Destination and get full access to this and hundreds more quality resources

www.edudest.uk

Key word

Artefact: *the word we use for all the things we find that tell us about the past.*

1. Look at all the pictures on page 2.
2. Try to put them in common groupings - you need at least 3 to make a group.
3. Write down the numbers of the types of transport that make up your group.
4. Think of a name for your group - **DO NOT TELL ANYONE THE NAME YOU HAVE CHOSEN.**
5. The other people on your table try to guess what name you have given your group.
6. The person who guesses correctly is the next person to choose a group.
7. **IMPORTANT** - one artefact can be in many groups!



TRANSPORT

Put them in groups and give the groups a name

107301



aeroplane




air balloon


Teaching resources by Education Destination Ltd.

Curriculum relevant materials supporting school trips to the Isle of Wight
Book today with Education Destination and get full access to this and hundreds more quality resources

www.edudest.uk



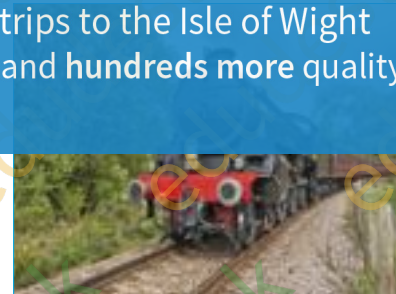
horseback



fighter jet



modern car



steam train



double decker bus



space ship



underground train



on foot



wheel barrow



speed boat




oil tanker



yacht



coach



car ferry







hovercraft

CHANGES IN TRANSPORT

Read the information about each type of transport then complete the table on page 4

107301

Picture	Description of what it was	Description of what it did
	<ul style="list-style-type: none"> The cart was a large tray made of wood on wheels. The wheels were wooden and had a metal rim to keep them together and stop them wearing down. It went on the road, and roads went everywhere so everyone could use this type of transport. It was pulled by horses so was the same speed as a man walking: 4 miles per hour. 	<ul style="list-style-type: none"> If the cart was small then it was easy for the horse to pull but it could not carry very much. If the cart was large then it could carry lots but it needed many horses which was expensive. The cart had narrow wheels and these cut up the road. When the road was uneven the things in the cart got thrown about and broken.
	<p>The barge was a narrow waterway that ran on a river and moves in one direction. The water in the canal did not move because it was totally level. This meant that boats and carts could not move. They were only for carrying goods not people.</p> <ul style="list-style-type: none"> By 1800 the main industrial cities were connected by canal to London. The barge was pulled by a horse so it was the same speed as a man walking: 4 miles per hour. 	<p>The barge went on water so it could carry heavy things, like wheat for flour, coal to heat houses and stone for building. It could carry ten times as much as a cart. This was big improvement, especially for people living in towns. Also the barge moved smoothly, so nothing got broken.</p> <ul style="list-style-type: none"> However most towns were not on a canal so this transport did not help them. Then in winter if the canal froze the barges could not move. They were only for carrying goods not people.
	<ul style="list-style-type: none"> A railway had rails that were laid over flat ground. Tunnels and cuttings were made to keep the railway level. By 1900 almost all towns and cities were connected by railways. Steam engines could travel at 40 miles per hour in 1850 and by 1900 this had increased to 80 miles per hour. The engine could pull lots of carriages at once carrying different things; people goods, and animals. The carriages were able to carry much more than either a cart or a barge. 	<ul style="list-style-type: none"> Railways were a transport revolution. The speed people could travel had not increased since Roman times i.e. 2500 years. Because people could travel ten times faster they could go ten times further in the same time. Railways were the first type of transport that helped people as well as good move. Railways could carry ten times as much as a barge or one hundred times as much as a cart. Therefore railways reduced the cost of transport so goods became cheaper. This meant the quality, the quantity and the variety of goods increased so people lived longer.
	<ul style="list-style-type: none"> The hull of this vessel - a paddle steamer - was similar in shape to sailing boats, but it had paddles at each side. They were turned by a steam engine so it did not need the wind to get to its destination. This made it possible for paddle steamers to run to a timetable. They could travel at 10 knots which is about 11 miles per hour. Like all vessels they could carry anything; people, goods, animals and even very large things like vehicles. 	<ul style="list-style-type: none"> Paddle steamers were a big step forward in water transport. In simple terms paddle steamers did on water what trains did on land. Paddle steamers and trains allowed people to travel for work and pleasure in a way that had never been possible before.

Teaching resources by Education Destination Ltd.





Curriculum relevant materials supporting school trips to the Isle of Wight

Book today with Education Destination and get full access to this and hundreds more quality resources

www.edudest.uk

CHANGES IN TRANSPORT TABLE

Use the information about each type of transport to complete the following table

Type of transport	☺ Good features of this type of transport	☹ Weaknesses of this type of transport
<p>Horse and Cart 1750</p> 		
<p>Canals 1800</p> 		
<p>Railways 1850</p> 		
<p>Ferries 1900</p> 		

Teaching resources by Education Destination Ltd.
 Curriculum relevant materials supporting school trips to the Isle of Wight
 Book today with Education Destination and get full access to this and hundreds more quality resources
www.edudest.uk

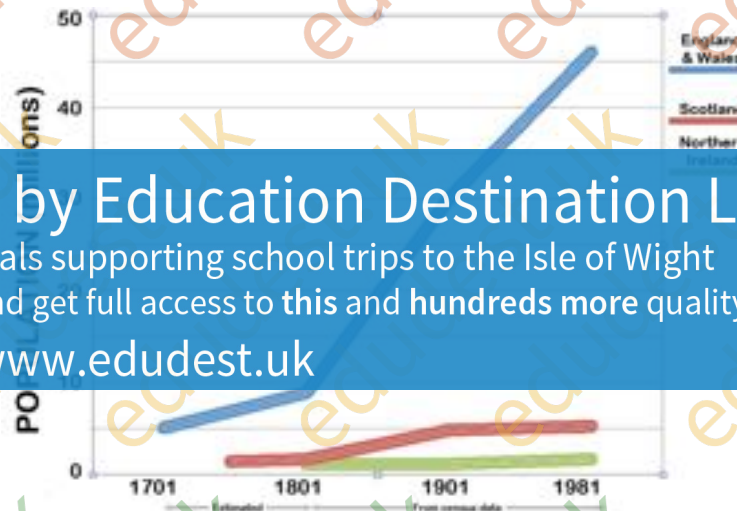
TASK

2

Reasons for change: transport in the 19th Century

- » What were the main changes in Nineteenth Century Britain?
- » How did these changes affect people?

Population growth: look the data on this page and answer the questions on this page and overleaf.



Teaching resources by Education Destination Ltd.

Curriculum relevant materials supporting school trips to the Isle of Wight

Book today with Education Destination and get full access to this and hundreds more quality resources

www.edudest.uk

Q1. Use the graph

What was happening to the population of England in the Nineteenth Century?



Q2. What do you think would be the consequences of having more people alive?
Think about people's basic human needs.

Q3. What would have to change in Britain due to this rise in population?

Q4. What would be the effects of having more people living in Britain?


Teaching resources by Education Destination Ltd.

Curriculum relevant materials supporting school trips to the Isle of Wight

Book today with Education Destination and get full access to this and hundreds more quality resources

www.edudest.uk

Population Distribution in the UK



Q5. Study the pie charts above. How did where people live change?

Q6. What would be the consequences of having more people living in towns and cities?
Tick all that you think apply:

- More towns
- Larger towns
- More pollution
- More shops
- More factories

Q7. How is life in the town different to living in the country?



Make a list of all the things you find in a town:

Make a list of things people living in a town need:

-
-

-
-

Teaching resources by Education Destination Ltd.

Curriculum relevant materials supporting school trips to the Isle of Wight

Book today with Education Destination and get full access to this and hundreds more quality resources

www.edudest.uk

Q8. How were these things going to get to the town? What had to improve?

Q9. So if more and more people were living in towns how might the country have to change?

✓ More _____ would need to be grown

✓ T _____ would have to be better

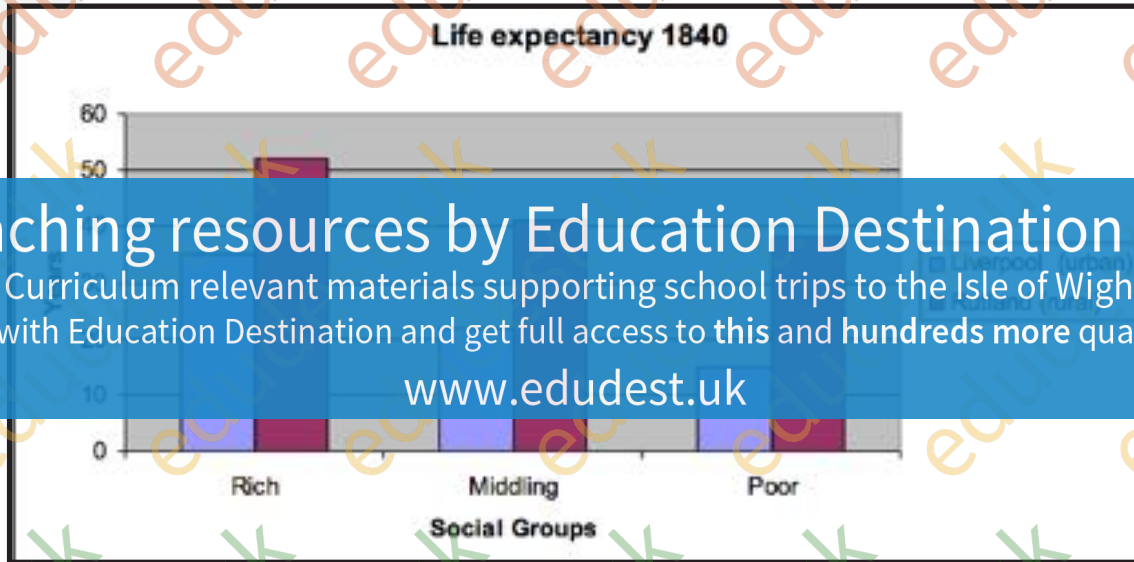
TASK

Use the data below to work out who got the most out of these changes.

DEFINITION: life expectancy is how many years people can expect to live.

- » If lots of people die young then it will be a low number
- » If most people live until old age then it will be a high number
- » Today life expectancy is 78 years for women and 72 years for men

Key question: how did life expectancy change?



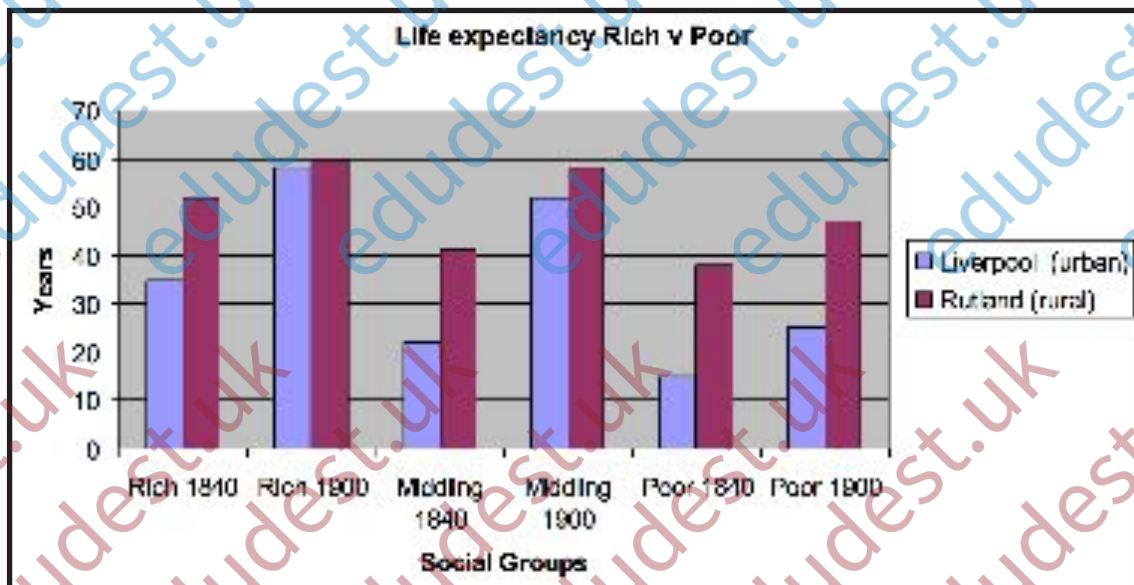
Teaching resources by Education Destination Ltd.

Curriculum relevant materials supporting school trips to the Isle of Wight

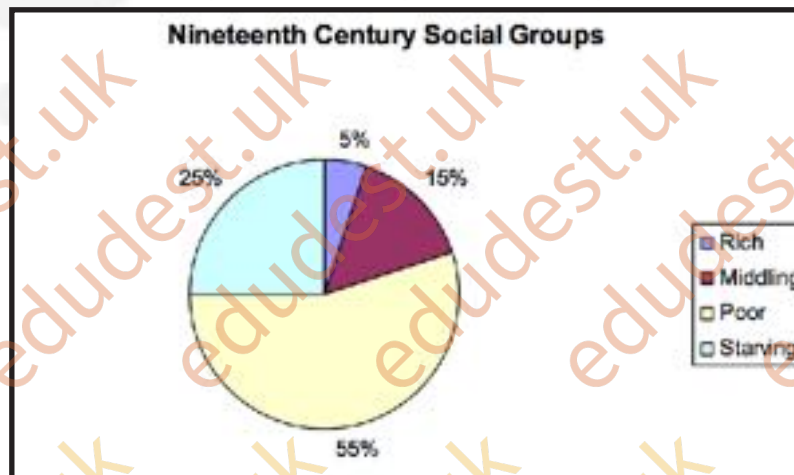
Book today with Education Destination and get full access to this and hundreds more quality resources

www.edudest.uk

Q10. Who do you think was better off in the Nineteenth Century? Give reasons.



The rich and the poor in the Nineteenth Century from Booth's research on London 1892 to 1897



Teaching resources by Education Destination Ltd.

Q11. What can you work out about people in the UK from this pie chart?

Curriculum relevant materials supporting school trips to the Isle of Wight

Book today with Education Destination and get full access to this and hundreds more quality resources

www.edudest.uk

Q12. Which group of people do you think Red Funnel might have brought to the Isle of Wight back in the 19th Century?

Q13. Why do you think they were coming to the Isle of Wight?

Q14. What was so attractive about the Isle of Wight at that time?



RESEARCH ACTIVITIES

107301

Going on holiday and the way it changed over time...
Find out the following:

	1750	1850	1900
Who went?			
Why did they go?			
How did they travel?			

Teaching resources by Education Destination Ltd.
Curriculum relevant materials supporting school trips to the Isle of Wight
Book today with Education Destination and get full access to this and hundreds more quality resources
www.edudest.uk

Then, complete some research into this period of transport development.

Think about the following key questions:

- ▶ What were the main changes in types of transport?
- ▶ Why did transport have to change?

